


María de la Fuente

## METASTARG

### Targeted multifunctional nanoemulsions to interrupt metastasis progression






#### Coordinator:

 María de la Fuente, Consorcio Centro de Investigación Biomédica en Red, M.P, Madrid, Spain

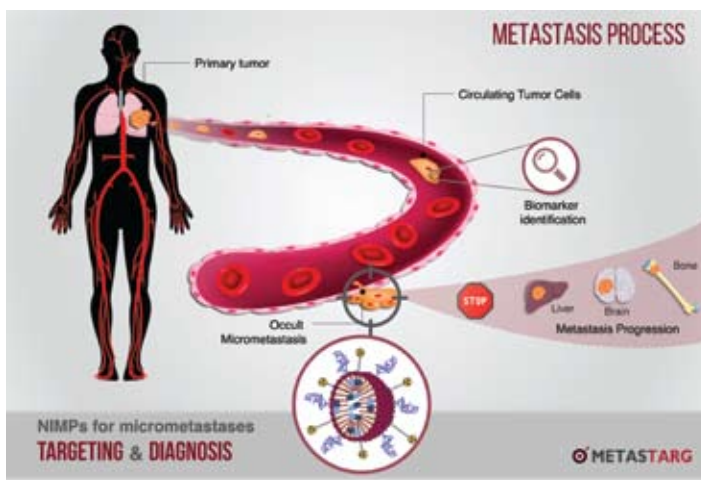
#### Contact:

maria.fuente.freire@gmail.com

#### Partners:

-  Gerónimo Fernandez Gómez-Chacón, Aptus Biotech S.L. , Madrid, Spain
-  Lorena Diéguez, International Iberian Nanotechnology Laboratory, Braga, Portugal
-  Luca Roz, Fondazione IRCCS Istituto Nazionale dei Tumori , Milan, Italy
-  Serge Calet, Holochem, Val de Reuil, France
-  Speranta Valeria Tanasescu, The Romanian Academy, Bucharest, Romania

Metastasis is the major cause of death in cancer patients with solid tumors. In Non-Small Cell Lung Cancer (NSCLC), highly metastatic locally and in distal organs, the 5-year mean survival is lower than 5% in the metastatic setting. Occult micrometastases (OM) are, by definition, small clusters of metastatic cells, and can only be detected by highly invasive molecular methods, remaining largely untreated and eventually leading to the development of overt metastases. Early detection of OM and treatment can interrupt metastasis progression and ultimately improve survival.



METASTARG is an innovative solution relying on nanotechnology for the early detection and treatment of OM to cause a direct impact in patient survival, quality of life, and health-economics. METASTARG Nanoemulsions are developed to identify OM by novel characteristic targets found in metastatic cells and Interrupt Metastasis Progression (NIMPs). This unique patient-driven approach has the potential to become a gold standard in the treatment and monitoring of NSCLC cancer.